



NORWEST


MANUFACTURING

71 SOUTH 215 WEST-RUPERT, ID- PHONE: (208) 436-1770 - FAX: (208) 436-1776

SECTION 300 BLADES




**SMOOTH & NOTCHED
BLADES**



VORTEX® BLADES
*"VORTEX" IS A REGISTERED TRADE-
MARK OF CFC DISTRIBUTORS, INC.*



**WAVY & FLUTED
COULTTER BLADES**



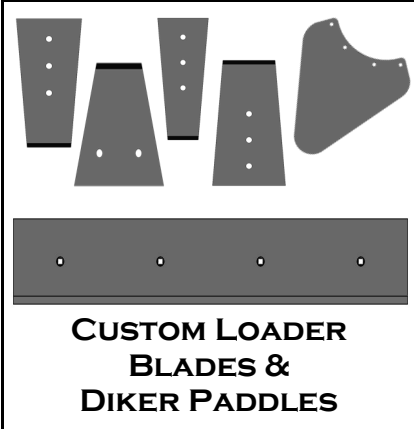
CONICAL BLADES



**REPLACEMENT BLADES
FOR CALKINS, NOBLE,
& HAYBUSTER**



**RAISED FLAT
CENTER BLADES**



**CUSTOM LOADER
BLADES &
DIKER PADDLES**



**PLANTER BLADES,
CHINA CAPS &
SCALPER BLADES**



**SMOOTH & NOTCHED
FLAT COULTTER BLADES**



NORWEST

MANUFACTURING

71 SOUTH 215 WEST-RUPERT, ID- PHONE: (208) 436-1770 - FAX: (208) 436-1776



VORTEX® COULTER BLADES




Vortex® Blades for Minimal Till, Strip Till, and Ridge Till Applications.

Available in 18", 20", 22", & 24"

**Vortex® is a registered trademark of CFC Distributors, Inc.*



| PART # | BLADE DIAMETER | BLADE THICKNESS | | | APPROX. WEIGHT OF BLADE (lbs.) | WAVE MEASUREMENT (A) |
|-----------|----------------|-----------------|-------|---------|--------------------------------|----------------------|
| | | MM | GUAGE | DECIMAL | | |
| DV1860-00 | 18" | 6.00MM | 4 | .236 | 16.64 | 1-1/16" |
| DV2060-00 | 20" | 6.00MM | 4 | .236 | 19.91 | 1-1/8" |
| DV2260-00 | 22" | 6.00MM | 4 | .236 | 26.34 | 1-1/16" |
| DV2460-00 | 24" | 6.00MM | 4 | .236 | 29.00 | 1-1/8" |





NORWEST

MANUFACTURING

71 SOUTH 215 WEST-RUPERT, ID- PHONE: (208) 436-1770 - FAX: (208) 436-1776



WEAR-TUFF™


Norwest Manufacturing is now offering our customers the option of adding **Wear-Tuff™** protective coating from **LundTek** to ANY blade.

Why add a Protective Coat?

- ◆ Adding **Wear-Tuff™** will dramatically improve the service life of components operating in highly abrasive environments.
- ◆ Parts can last up to six times longer before needing replacement. This helps reduce costs as parts will be changed less frequently.
- ◆ **Wear-Tuff™** promotes more consistent wear of the part so it will maintain its ideal shape longer.
- ◆ Smooth finish significantly reduces drag.
- ◆ Because the coated side will wear slower than the non-coated side, the part will actually sharpen itself as it works.

Vortex® is a registered Trademark of CFC Distributors, Inc.

Coultter Blades



Wavy Blades



Smooth Blades



Vortex® Blades



Notched Blades



Now Available on All Blades!

www.norwest-mfg.com

Blades 300-3

***Wear-Tuff™ protective coating not applied at Norwest Manufacturing. Please allow sufficient time when placing blade orders with Wear-Tuff™. Call Norwest Mfg. for more information.**



NORWEST

MANUFACTURING



71 SOUTH 215 WEST-RUPERT, ID- PHONE: (208) 436-1770 - FAX: (208) 436-1776

O.E.M. DISC BLADE CENTER HOLE LIST

| O.E.M. DISC MODEL NUMBER | AXLE SIZE | O.E.M. DISC MODEL NUMBER | AXLE SIZE |
|---|--|---|--|
| <u>ALLIS CHALMERS</u> 2100 2300 | 1-1/2" SQUARE 1-1/2" SQUARE | <u>DUNHAM-LEHR</u> GC 34 | 1-1/8" SQUARE 1-1/2" ROUND |
| <u>AMCO</u> WOD, WTD WOE WOF, WOJ WTF, WTJ F-15 F-15B 48 85 148 185 248 258 | 1-1/8" SQUARE 1-3/8" ROUND 1-1/2" SQUARE 1-1/2" SQUARE 1-1/2" SQUARE 1-1/2" SQUARE 1-1/2" SQUARE 1-1/2" SQUARE 1-1/2" SQUARE 1-1/2" SQUARE 1-1/2" SQUARE 1-1/2" SQUARE 1-1/2" SQUARE | <u>FORD</u> 201 202 204 219 220 221 222 223 236 240 241 243 | 1" ROUND 1" ROUND 1" ROUND 1-1/2" SQUARE 1-1/8" SQUARE 15/16" ROUND 1-1/8" SQUARE 1-1/8" SQUARE 1-1/8" SQUARE 1-1/2" SQUARE 1-1/8" SQUARE 1-1/8" SQUARE 1-1/2" ROUND |
| <u>ATHENS</u> 48 62 116 126 131 | 1" SQUARE 1-1/8" SQUARE 1-1/2" SQUARE 1-1/2" SQUARE 1-1/2" SQUARE | <u>HESSTON</u> 2410 2440 2420 | 1-3/4" ROUND 1-1/8" SQUARE 1-1/8" SQUARE |
| <u>BLANTON</u> 4500 B900 B1000 3000H | 1-1/2" SQUARE 1-1/8" SQUARE 1-1/8" SQUARE 1-1/2" SQUARE | <u>INTNTL. HARVESTER</u> 122 132 350 370 470 475 480 485 490 500 501 596 610 630 770 780 | 1-1/8" SQUARE 1-1/8" SQUARE 1-1/8" SQUARE 1-1/8" SQUARE 1-1/8" SQUARE 1-1/8" SQUARE 1-1/8" SQUARE 1-1/8" SQUARE 1-1/8" SQUARE 1-1/2" SQUARE 1-1/2" SQUARE 1-1/2" SQUARE 1-1/2" SQUARE 1-1/2" SQUARE 1-1/2" SQUARE 1-3/4" SQUARE |
| <u>BLANTON</u> KWIK-SET 208 BW 209 TRU-CUT | 1-1/8" SQUARE 1-1/2" ROUND 1-1/8" SQUARE 7/8" SQUARE | | |
| <u>BRUSH HOG</u> 245 246 1440 1445 1450 145 146 REG 146 HD 1422 1424 1432 1436 1437 1438 1439 1444 ROLLING BEDDER | 1-1/4" OR 1-1/2" SQUARE 2-1/4" ROUND 1-1/8" SQUARE 1-1/8" OR 1-1/4" SQUARE 1-1/8" OR 1-1/4" SQUARE 1-1/4" SQUARE 1-1/4" SQUARE 1-1/2" SQUARE 1" OR 1-1/8" SQUARE 1-1/8" SQUARE 1-1/8" SQUARE 1-1/8" SQUARE 1-1/8" OR 1-1/2" SQUARE 1-1/8" SQUARE 1-1/8" SQUARE 1-1/8" SQUARE 1-1/8" SQUARE 1-1/8" SQUARE 1-1/8" SQUARE | <u>JOHN DEERE</u> 105 115 215 225 235 425 1630 100 110 200 & 210 SERIES 220 230 (CONE DISC) 310 | 1" ROUND 1-1/8" ROUND 1-1/2" ROUND 1-1/2" ROUND 1-1/2" ROUND 1-1/2" ROUND 1-1/2" SQUARE 1-1/8" SQUARE 1-1/8" SQUARE 1-1/8" SQUARE 1-1/8" SQUARE 1-1/8" SQUARE 1-1/8" SQUARE 1-1/8" SQUARE |



NORWEST

MANUFACTURING

71 SOUTH 215 WEST-RUPERT, ID- PHONE: (208) 436-1770 - FAX: (208) 436-1776

O.E.M. DISC BLADE CENTER HOLE LIST

| O.E.M. DISC MODEL NUMBER | AXLE SIZE | O.E.M. DISC MODEL NUMBER | AXLE SIZE |
|---|--|---|--|
| <u>JOHN DEERE</u> 525 1630 1635 1640 2620 (CONE DISC) 2621 2650 2651 2700 BWA BWF | 1-1/4" SQUARE 1-1/2" ROUND 1-1/2" SQUARE 1-1/2" SQUARE 1-1/2" SQUARE 1-1/2" SQUARE 1-3/4" SQUARE 1-3/4" SQUARE 2-1/4" SQUARE 1-1/4" SQUARE 1-1/4" SQUARE | <u>LONG</u> 953 1080 1087-88-89 | 7/8" SQUARE 1-1/2" SQUARE 1-1/2" SQUARE |
| <u>KELLO BILT</u> N/A | 1-5/8" ROUND | <u>MASSEY</u> MF820 MF620 MF520 MF270 MF21 MF25 MF30 MF720 MF39 MF40 MF52 MF72 MF120 MF220 MF223 MF213 | 1-1/4" SQUARE 1-1/4" SQUARE 1-1/4" SQUARE 1-1/2" SQUARE 1" SQUARE 1" ROUND 1-1/2" SQUARE 1-1/2" SQUARE 1" ROUND 1-1/2" SQUARE 1-1/8" ROUND 1-1/8" ROUND 1-1/8" SQUARE 1-1/8" SQUARE 1-1/8" SQUARE 1-1/8" SQUARE |
| <u>KENT</u> 6112D 6118D 6323D 6327D 7333D 6540D 7550D | 1-1/2" ROUND 1-1/2" ROUND 1-1/2" ROUND 1-1/2" ROUND 1-1/2" ROUND 1-1/2" ROUND 1-1/2" ROUND | | |
| <u>KEWANEE</u> 800 1000 | 1-1/8" SQUARE 1-1/8" SQUARE | <u>MILLER</u> SERIES I SERIES II | 1-3/4" ROUND 1-3/4" ROUND |
| <u>KRUASE</u> 1952-1956-1960-1970 1968-1969-1979 1965-1966-1976 1480 SERIES 1480 SERIES 1900 SERIES 1950 SERIES 2100 SERIES 2200 SERIES 2400 SERIES 2400 SERIES 2700 SERIES 3100 SERIES 3200 SERIES 1498 & 1499 1465-1470 1580 1740-1769 1912-1915-1918 1901-1904-1907 1922-1925-1928 1921-1924-1927 1959-1963-1973 | 1-1/2" ROUND 1-1/2" ROUND 1-1/2" ROUND 1-1/2" ROUND 1-3/4" ROUND 1-1/2" ROUND 1-1/2" ROUND 1-1/2" ROUND 1-1/2" ROUND 1-1/2" ROUND 1-3/4" ROUND 2-1/2" ROUND 1-1/2" ROUND 1-3/4" ROUND 1-1/2" ROUND 1-3/4" ROUND 1-1/2" ROUND 1-1/2" ROUND 1-1/2" ROUND 1-1/2" ROUND 1-1/2" ROUND 1-1/2" ROUND | <u>NEW HOLLAND</u> OD100 OD200 OD300 TD100 TD200 | 1-3/4" ROUND 1-3/4" ROUND 2" ROUND 1-3/4" ROUND 1-3/4" ROUND |
| | | <u>RHINO</u> 127/167 131 137/187 177 FLEX 90 FLEX 90B | 1-1/2" SQUARE 1-1/2" SQUARE 1-1/2" SQUARE 1-1/2" SQUARE 1-1/8" SQUARE 1-1/4" SQUARE |



NORWEST

MANUFACTURING



71 SOUTH 215 WEST-RUPERT, ID- PHONE: (208) 436-1770 - FAX: (208) 436-1776

O.E.M. DISC BLADE CENTER HOLE LIST

| O.E.M. DISC MODEL NUMBER | AXLE SIZE | O.E.M. DISC MODEL NUMBER | AXLE SIZE |
|--|---|--|---|
| <u>SUNFLOWER</u> 1210 1211 1230 1231 1320 & 1330 1321 1331 1430 & 1440 1431 1441 1541 4211 6010 6030 | 1-1/2" ROUND 1-3/4" ROUND 1-1/2" ROUND 1-3/4" ROUND 1-3/4" ROUND 1-3/4" ROUND 1-3/4" ROUND 1-3/4" ROUND 1-3/4" ROUND 1-3/4" ROUND 1-3/4" ROUND 1-3/4" ROUND 1-3/4" ROUND 1-3/4" ROUND 1-3/4" ROUND 1-3/4" ROUND 1-3/4" ROUND 1-3/4" ROUND | <u>WHITE</u> 250 251 252 253 254 255 256 263 264 265 271 272 273/274 281 | 1-1/8" SQUARE 1-1/8" SQUARE 1-1/8" SQUARE 1-1/8" SQUARE 1-1/8" SQUARE 1-1/8" SQUARE 1-1/8" SQUARE 1-1/8" SQUARE 1-1/8" SQUARE 1-1/8" SQUARE 1-1/8" SQUARE 1-1/8" SQUARE 1-1/8" SQUARE 1-1/8" SQUARE 1-1/8" SQUARE 1-1/8" SQUARE 1-1/8" SQUARE 1-1/8" SQUARE 1-1/2" ROUND 1-1/2" SQUARE |
| <u>SCHAFER</u> H-3 H-4 355 555 | 1-3/4" ROUND 1-3/4" ROUND 1-3/4" ROUND 1-3/4" ROUND | <u>WISHEK</u> 612N 812N 842N 862N 932N Y-2000 714NT 742NT 814NT 816NT 842NT 862NT | 1-15/16" ROUND 1-15/16" ROUND 1-15/16" ROUND 1-15/16" ROUND 2-3/4" ROUND 1-15/16" ROUND 1-15/16" ROUND 1-15/16" ROUND 1-15/16" ROUND 1-15/16" ROUND 1-15/16" ROUND 1-15/16" ROUND 1-15/16" ROUND |
| <u>TAYLOR WAY</u> 200251-200268 200108-200118 200023 200024 200196-200199 2000051-2000068 200284-200297 200310-200315 2001 SERIES 200011 200013 200035 200036 200037 200048 200049 2000165 2000166 2000167 | 1-1/2" SQUARE 1-1/8" SQUARE 1-1/8" SQUARE 1-1/8" SQUARE 1-1/8" SQUARE 1-1/8" SQUARE 1-1/8" SQUARE 1-1/2" SQUARE 1-1/2" SQUARE 1-1/8" SQUARE 7/8" SQUARE 7/8" SQUARE 1-1/8" SQUARE 1-1/8" SQUARE 1-1/8" SQUARE 1-1/8" SQUARE 1-1/8" SQUARE 1-1/8" SQUARE 7/8" SQUARE 7/8" SQUARE 7/8" SQUARE | | |
| <u>VASSAR</u> DISC EZY | 1-1/8" SQUARE | | |


Norwest Mfg. Disc Blade Terminology & Part Number Guide



Smooth Concave Disc Blade

Norwest Part #

DS _____ -
 DST _____ -
 DSA _____ -
 DSX _____ -



Fluted Coulter Blade

Norwest Part #

DSS _____ -
 DSST _____ -
 DSSA _____ -



Notched Concave Disc Blade

Norwest Part #

DN _____ -
 DNT _____ -
 DNA _____ -
 DNX _____ -



Notched Raised Flat Center Disc Blade

Norwest Part #

DNFF _____ -
 DNFFA _____ -

***Notched Raised Flat Center Disc Blade**

DNF _____ -
 DNFT _____ -
 DNFA _____ -



Smooth Flat Coulter Blade

Norwest Part #

DSR _____ -
 DSRT _____ -
 DSRA _____ -



***Smooth Flat Center Disc Blade**

Norwest Part #

DSFF _____ -
 DSFFA _____ -

Smooth Raised Flat Center Disc Blade

Norwest Part #

DSF _____ -
 DSFT _____ -
 DSFA _____ -



Notched Flat Coulter Blade

Norwest Part #

DNR _____ -
 DNRT _____ -
 DNRA _____ -



Vortex® Coulter Blade

Norwest Part #

DV _____ -

**Vortex® is a Registered Trademark of CFC Distributors, Inc.*



Wavy Coulter Blade

Norwest Part #

DSR _____ - W
 DSRT _____ - W
 DSRA _____ - W
 or
 DSW _____ - 08/13/25



Deep Cone (Conical) Disc Blade

Norwest Part #

DNC _____ -
 DNCT _____ -
 or
 DSC _____ -
 DSCT _____ -

EXAMPLE

DNR2460-00

N = Notched; 24 = 24 Inches; 60 = 6mm Thick

DSX2480-00

S = Smooth; 24 = 24 Inches; 80 = 8mm Thick

Disc Blade Thickness

4.5 mm = 3/16" Thick

6 mm = 1/4" Thick

8 mm = 5/16" Thick

10 mm = 3/8" Thick



NORWEST

MANUFACTURING

71 SOUTH 215 WEST-RUPERT, ID- PHONE: (208) 436-1770 - FAX: (208) 436-1776



HOLE PATTERNS FOR MOST COMMON AXLES


| | | | | | |
|-------------------------|-------|------------------------|------------------------|-------|-----------|
| | | | | | |
| SQUARE | ROUND | COMBO SQUARE/SQUARE | COMBO SQUARE/ROUND | GOBEL | HEXAGONAL |
| Norwest Single Hole Cut | | | | | |
| <i>Part #: SC-1SQH</i> | | | <i>Part #: SC-1RDH</i> | | |

- ◆ WHEN DETERMINING HOLE SIZE, BE SURE TO GET THE DIMENSIONS SHOWN ABOVE
 - ◆ KNOWING AXLE SIZE IS MOST CRITICAL
 - ◆ HOLES ARE CUT 1/16" LARGER THAN AXLE FOR AN EASY FIT

HOLE PATTERNS FOR MOST COMMON HUB PATTERNS

| | | | |
|---|--|--|---|
| | | | |
| THREE (3) HOLE HUB PATTERN <i>SC-3H</i> | FOUR (4) HOLE HUB PATTERN <i>SC-4H</i> | FIVE (5) HOLE HUB PATTERN <i>SC-5H</i> | SIX HOLE HUB PATTERN <i>SC-6H</i> |

SINGLE HOLE CUT
SELECT ONE

A 

Axle size cannot be determined by threaded end of axle.

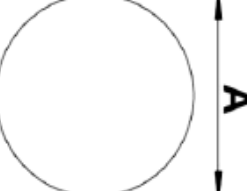
SQUARE

ROUND

(Hole Size is 1/16" Larger than Axle Size)

• AXLE SIZE _____

• HOLE SIZE _____

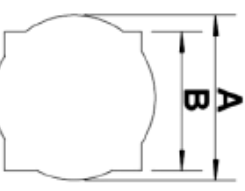
A 


Axle size cannot be determined by threaded end of axle.

• AXLE SIZE _____

• HOLE SIZE _____

(Hole Size is 1/16" Larger than Axle Size)

A 

B 

Axle size cannot be determined by threaded end of axle.


A. AXLE SIZE _____


A. HOLE SIZE _____

B. AXLE SIZE _____

B. HOLE SIZE _____

(Hole Size is 1/16" Larger than Axle Size)

A 

B 

Axle size cannot be determined by threaded end of axle.

A. AXLE SIZE _____

A. HOLE SIZE _____

B. AXLE SIZE _____

B. HOLE SIZE _____

(Hole Size is 1/16" Larger than Axle Size)

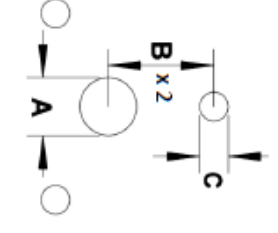
COMBO SQUARE

DISC BLADE HOLE CUT PROOF

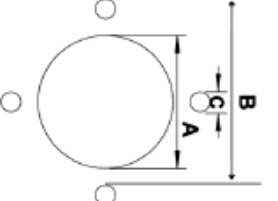
COMMON AXLES: SQUARE - : 1-1/8" • 1-1/4" • 1-1/2" • 1-3/4" • 2"
 ROUND - : 1-5/8" • 1-3/4" • 2"

Holes to be cut into Concave Disc Blades are 1/16" LARGER than Axle Size.

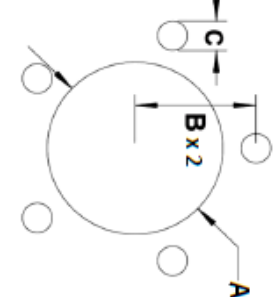
HUB PATTERN CUT - FOR FLAT COULTER BLADES & FLAT CENTER BLADES
SELECT ONE



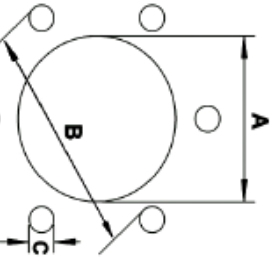
3 Hole Hub



4 Hole Hub



5 Hole Hub



6 Hole Hub

PROVIDE MEASUREMENTS:

• (A) CENTER HOLE SIZE _____

• (B) BOLT HOLE CENTER TO CENTER _____

• (C) HOLE SIZE _____


• (D) BOLT SIZE _____

DRAW HOLE PATTERN IF NOT SHOWN ABOVE:

Blade Style: _____
 (Smooth, Notched, Coultter, Concave, Flat Center...)
 Blade Diameter: _____ (Inches)
 Blade Thickness: _____ (mm)
 Blade Quantity: _____

By Signing, you are stating that the blade order and the hole cut is correct. Your signature makes the order and it's payment, the responsibility of the Signee/Company.

Signature: _____

 **NORWEST**
 M A N U F A C T U R I N G
 PHONE: (208) 436-1770 • FAX: (208) 436-1776



NORWEST


MANUFACTURING

71 SOUTH 215 WEST-RUPERT, ID- PHONE: (208) 436-1770 - FAX: (208) 436-1776



SMOOTH CONCAVE DISC BLADES

| PART NUMBER | BLADE DIAMETER | THICKNESS | | | BLADE WEIGHT (LBS) (Approx.) |
|-------------|----------------|-----------|-------|---------|---------------------------------|
| | | mm | GAUGE | DECIMAL | |
| * DS1025 | 10" | 2.50mm | N/A | .098 | 2.05 |
| * DS1435 | 14" | 3.50mm | 10 | .138 | 8.91 |
| * DS1445 | 14" | 4.50mm | 7 | .177 | 11.00 |
| * DS1630 | 16" | 3.00mm | 11 | .118 | 6.89 |
| * DS1635 | 16" | 3.50mm | 10 | .138 | 6.98 |
| * DS1645 | 16" | 4.50mm | 7 | .177 | 11.20 |
| * DS1840 | 18" | 4.00mm | 8 | .157 | 11.53 |
| * DS1845 | 18" | 4.50mm | 7 | .177 | 12.93 |
| * DS1860 | 18" | 6.00mm | 4 | .236 | 16.74 |
| * DS2045 | 20" | 4.50mm | 7 | .177 | 16.00 |
| * DS2050 | 20" | 5.00mm | 6 | .197 | 17.67 |
| * DS2060 | 20" | 6.00mm | 4 | .236 | 21.04 |
| * DS2245 | 22" | 4.50mm | 7 | .177 | 19.74 |
| * DS2250 | 22" | 5.00mm | 6 | .197 | 21.83 |
| * DS2260 | 22" | 6.00mm | 4 | .236 | 26.00 |
| * DS2445 | 24" | 4.50mm | 7 | .177 | 23.59 |
| * DS2450 | 24" | 5.00mm | 6 | .197 | 26.07 |
| * DS2460 | 24" | 6.00mm | 4 | .236 | 31.09 |
| * DS2480 | 24" | 8.00mm | N/A | .315 | 38.00 |
| * DS2660 | 26" | 6.00mm | 4 | .236 | 37.39 |
| * DS2675 | 26" | 7.50mm | N/A | .295 | 46.37 |
| * DS2680 | 26" | 8.00mm | N/A | .315 | 49.28 |
| * DS2860 | 28" | 6.00mm | 4 | .236 | 43.91 |
| * DS2875 | 28" | 8.00mm | N/A | .315 | 54.92 |
| * DS2880 | 28" | 8.00mm | N/A | .315 | 57.93 |
| * DS3080 | 30" | 8.00mm | N/A | .315 | 66.70 |
| * DS3280 | 32" | 8.00mm | N/A | .315 | 78.43 |
| * DS3290 | 32" | 9.00mm | N/A | .354 | 74.50 |
| * DS3295 | 32" | 10.00mm | N/A | .394 | 92.31 |
| * DS3612 | 36" | 12.00MM | N/A | .472 | 149.05 |



* Disc Blades available with **DS**, **DST**, **DSA**, or **DSX** prefixes.




NORWEST

MANUFACTURING

71 SOUTH 215 WEST-RUPERT, ID- PHONE: (208) 436-1770 - FAX: (208) 436-1776

NOTCHED CONCAVE DISC BLADES



* Disc Blades available with DN, DNT, DNA, or DNX prefixes.

| PART NUMBER | BLADE DIAMETER | THICKNESS | | | BLADE WEIGHT (LBS) (Approx.) |
|-------------|----------------|-----------|-------|---------|---------------------------------|
| | | mm | GAUGE | DECIMAL | |
| * DN1630 | 16" | 3.00mm | 11 | .118 | 5.72 |
| * DN1645 | 16" | 4.50mm | 7 | .177 | 11.20 |
| * DN1845 | 18" | 4.50mm | 7 | .177 | 11.43 |
| * DN1860 | 18" | 6.00mm | 4 | .236 | 14.80 |
| * DN2040 | 20" | 4.00mm | 8 | .157 | 12.99 |
| * DN2045 | 20" | 4.50mm | 7 | .177 | 14.37 |
| * DN2060 | 20" | 6.00mm | 4 | .236 | 18.87 |
| * DN2240 | 22" | 4.00mm | 8 | .157 | 16.23 |
| * DN2245 | 22" | 4.50mm | 7 | .177 | 17.96 |
| * DN2250 | 22" | 5.00mm | 6 | .197 | 19.85 |
| * DN2260 | 22" | 6.00mm | 4 | .236 | 23.63 |
| * DN2445 | 24" | 4.50mm | 7 | .177 | 21.63 |
| * DN2450 | 24" | 5.00mm | 6 | .197 | 24.26 |
| * DN2460 | 24" | 6.00mm | 4 | .236 | 28.50 |
| * DN2480 | 24" | 8.00mm | N/A | .315 | 33.75 |
| * DN2650 | 26" | 5.00mm | 6 | .197 | 28.71 |
| * DN2660 | 26" | 6.00mm | 4 | .236 | 33.74 |
| * DN2675 | 26" | 7.50mm | N/A | .295 | 43.55 |
| * DN2680 | 26" | 8.00mm | N/A | .315 | 44.41 |
| * DN2860 | 28" | 6.00mm | 4 | .236 | 39.98 |
| * DN2875 | 28" | 7.50mm | N/A | .295 | 50.02 |
| * DN2880 | 28" | 8.00mm | N/A | .315 | 52.67 |
| * DN3080 | 30" | 8.00mm | N/A | .315 | 60.50 |
| * DN3275 | 32" | 7.5mm | N/A | .295 | 67.22 |
| * DN3280 | 32" | 8.00mm | N/A | .315 | 71.70 |
| * DN3290 | 32" | 9.00mm | N/A | .354 | 78.82 |
| * DN3295 | 32" | 10.00mm | N/A | .394 | 88.72 |
| * DN3695 | 36" | 10.00mm | N/A | .394 | 109.56 |
| * DN3612 | 36" | 12.00mm | N/A | .472 | 143.10 |

NOT ALL BLADES ARE STOCKED! PLEASE CALL FOR AVAILABILITY.



NORWEST




MANUFACTURING

71 SOUTH 215 WEST-RUPERT, ID- PHONE: (208) 436-1770 - FAX: (208) 436-1776

CONICAL DISC BLADES

| PART NUMBER | BLADE DIAMETER | THICKNESS | | | BLADE WEIGHT (LBS) <i>(Approx.)</i> |
|------------------------------|----------------|-----------|-------|---------|--|
| | | mm | GAUGE | DECIMAL | |
| SMOOTH CONICAL BLADES | | | | | |
| * DSC2250 | 22" | 5.00mm | 6 | .197 | 23.20 |
| * DSC2260 | 22" | 6.00mm | 4 | .236 | 26.00 |
| * DSC2450 | 24" | 5.00mm | 6 | .197 | 29.00 |
| * DSC2460 | 24" | 6.00mm | 4 | .236 | 31.09 |
| * DSC2660 | 26" | 6.00mm | 4 | .236 | 37.39 |

* Disc Blades available with **DSC**, and **DSCT** prefixes.



| PART NUMBER | BLADE DIAMETER | THICKNESS | | | BLADE WEIGHT (LBS) <i>(Approx.)</i> |
|-------------------------------|----------------|-----------|-------|---------|--|
| | | mm | GAUGE | DECIMAL | |
| NOTCHED CONICAL BLADES | | | | | |
| ** DNC2245 | 22" | 4.50mm | 7 | .177 | 17.96 |
| ** DNC2260 | 22" | 6.00mm | 4 | .236 | 23.97 |
| ** DNC2445 | 24" | 4.50mm | 7 | .177 | 22.26 |
| ** DNC2450 | 24" | 5.00mm | 6 | .197 | 23.91 |
| ** DNC2460 | 24" | 6.00mm | 4 | .236 | 28.50 |
| ** DNC2660 | 26" | 6.00mm | 4 | .236 | 33.74 |

** Disc Blades available with **DSC**, and **DSCT** prefixes.

NOT ALL BLADES ARE STOCKED! PLEASE CALL FOR AVAILABILITY.



NORWEST

MANUFACTURING

71 SOUTH 215 WEST-RUPERT, ID- PHONE: (208) 436-1770 - FAX: (208) 436-1776

SMOOTH FLAT COULTER BLADES



* Disc Blades available with DSR, DSRT or DSRA prefixes.

| PART NUMBER | BLADE DIAMETER | THICKNESS | | | BLADE WEIGHT (LBS) (Approx.) |
|------------------------------|----------------|----------------|------------|-------------|------------------------------|
| | | mm | GAUGE | DECIMAL | |
| SMOOTH COULTER BLADES | | | | | |
| * DSR1330 | 13" | 3.00mm | 11 | .118 | 6.61 |
| * DSR1435 | 14" | 3.50mm | 10 | .138 | 8.91 |
| * DSR1445 | 14" | 4.50mm | 7 | .177 | 9.20 |
| * DSR1630 | 16" | 3.00mm | 11 | .118 | 6.98 |
| * DSR1635 | 16" | 3.50mm | 10 | .138 | 7.87 |
| * DSR1645 | 16" | 4.50mm | 7 | .177 | 11.40 |
| * DSR1860 | 18" | 6.00mm | 4 | .236 | 16.64 |
| * DSR2050 | 20" | 5.00mm | 6 | .197 | 16.74 |
| * DSR2060 | 20" | 6.00mm | 4 | .236 | 19.91 |
| * DSR2250 | 22" | 5.00mm | 6 | .197 | 22.11 |
| * DSR2260 | 22" | 6.00mm | 4 | .236 | 26.34 |
| * DSR2460 | 24" | 6.00mm | 4 | .236 | 29.00 |
| * DSR2475 | 24" | 7.50mm | N/A | .295 | 37.70 |
| * DSR2480 | 24" | 8.00mm | N/A | .315 | 36.66 |
| * DSR2675 | 26" | 7.50mm | N/A | .295 | 44.03 |
| * DSR2680 | 26" | 8.00mm | N/A | .315 | 46.98 |
| * DSR2875 | 28" | 7.50mm | N/A | .295 | 51.00 |
| * DSR2880 | 28" | 8.00mm | N/A | .315 | 49.14 |
| * DSR2810 | 28" | 10.00mm | N/A | .394 | 56.17 |
| * DSR3075 | 30" | 7.50mm | N/A | .295 | 56.40 |
| * DSR3080 | 30" | 8.00mm | N/A | .315 | 63.88 |
| * DSR3290** | 32" | 9.00mm | N/A | .354 | 81.81 |
| * DSR3495** | 34" | 9.50mm | N/A | .374 | 102.60 |
| * DSR3410 | 34" | 10.00mm | N/A | .394 | 108.00 |
| * DSR3610** | 36" | 10.00mm | N/A | .394 | 119.20 |

**COULTER BLADES ARE STOCKED WITH A 3/4" ROUND PILOT HOLE.
 NORWEST WILL CUT TO DESIRED HUB PATTERN.
 NOT ALL BLADES ARE STOCKED!
 PLEASE CALL FOR AVAILABILITY.
 MANUFACTURED BY NORWEST



NORWEST




MANUFACTURING

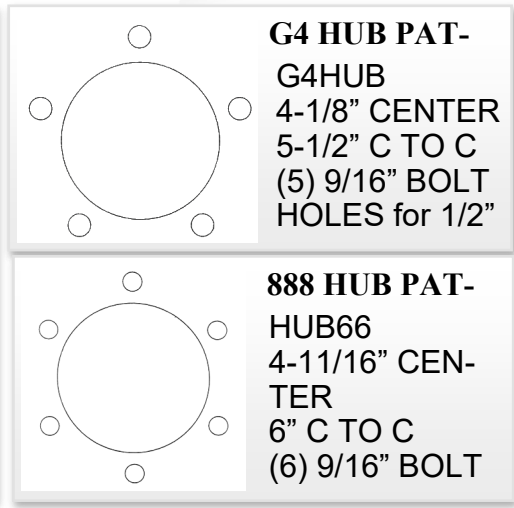
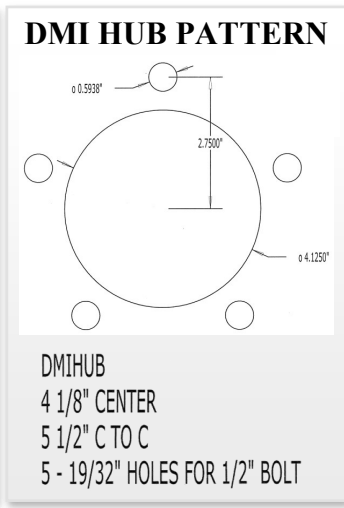
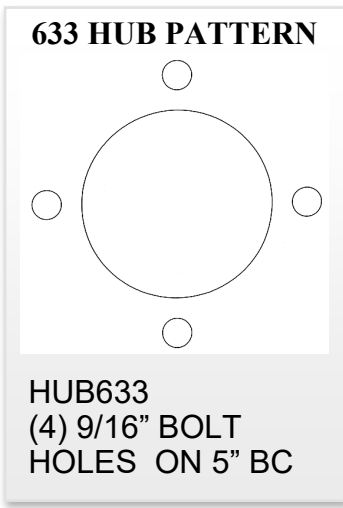
71 SOUTH 215 WEST-RUPERT, ID- PHONE: (208) 436-1770 - FAX: (208) 436-1776

NOTCHED FLAT COULTER BLADES

| PART NUMBER | BLADE DIAMETER | THICKNESS | | | BLADE WEIGHT (LBS) (Approx.) |
|-------------------------------|----------------|-----------|-------|---------|------------------------------|
| | | mm | GAUGE | DECIMAL | |
| NOTCHED COULTER BLADES | | | | | |
| * DNR1330 | 13" | 3.00mm | 11 | .118 | 4.45 |
| * DNR1630 | 16" | 3.00mm | 11 | .118 | 6.10 |
| * DNR1835 | 18" | 3.50mm | 10 | .138 | 8.39 |
| * DNR1860 | 18" | 6.00mm | 4 | .236 | 14.80 |
| * DNR2050 | 20" | 5.00mm | 6 | .197 | 14.91 |
| * DNR2250 | 22" | 5.00mm | 6 | .197 | 20.11 |
| * DNR2460 | 24" | 6.00mm | 4 | .236 | 26.38 |
| * DNR2475 | 24" | 7.50mm | N/A | .295 | 34.50 |
| * DNR2480 | 24" | 8.00mm | N/A | .315 | 35.17 |
| * DNR2675 | 26" | 7.50mm | N/A | .295 | 40.46 |
| * DNR2680 | 26" | 8.00mm | N/A | .315 | 43.17 |
| * DNR2875 | 28" | 7.50mm | N/A | .295 | 48.40 |
| * DNR2880 | 28" | 8.00mm | N/A | .315 | 51.62 |
| * DNR3410 | 34" | 10.00mm | N/A | .394 | 103.00 |



* Disc Blades available with **DNR**, **DNRT** or **DNRA** prefixes.



**COULTER BLADES ARE STOCKED WITH A 3/4" ROUND PILOT HOLE.
 NORWEST WILL CUT TO DESIRED HUB PATTERN.
 NOT ALL BLADES ARE STOCKED!
 PLEASE CALL FOR AVAILABILITY.**



NORWEST

MANUFACTURING

71 SOUTH 215 WEST-RUPERT, ID- PHONE: (208) 436-1770 - FAX: (208) 436-1776

FLAT CENTER COULTER BLADES



* Disc Blades available with **DSF**, **DSFT**, **DSFA**, **DSFF** and **DSFA** prefixes.

** Disc Blades available with **DNF**, **DNFT**, **DNFA**, **DNFF** and **DNFA** prefixes.

| PART NUMBER | BLADE DIAMETER | THICKNESS | | | BLADE WEIGHT (LBS) (Approx.) |
|--|----------------|-----------|-------|---------|---------------------------------|
| | | mm | GAUGE | DECIMAL | |
| SMOOTH RAISED FLAT CENTER BLADES | | | | | |
| * DSF2045 | 20" | 4.50mm | 7 | .177 | 16.00 |
| * DSF2260 | 22" | 6.00mm | 4 | .236 | 26.00 |
| * DSF2460 | 24" | 6.00mm | 4 | .236 | 31.09 |
| * DSF2660 | 26" | 6.00mm | 4 | .236 | 37.39 |
| * DSF2675 | 26" | 7.50mm | N/A | .295 | 46.20 |
| * DSF2680 | 26" | 8.00mm | N/A | .315 | 49.28 |
| * DSF2860 | 28" | 6.00mm | 4 | .236 | 43.91 |
| * DSF2875 | 28" | 7.50mm | N/A | .295 | 54.30 |
| * DSF2880 | 28" | 8.00mm | N/A | .315 | 57.93 |
| * DSF3280 | 32" | 8.00mm | N/A | .315 | 77.33 |
| SMOOTH RAISED FLAT CENTER BLADES with 633 HUB PATTERN | | | | | |
| * DSF2260-633 | 22" | 6.00mm | 4 | .236 | 24.63 |
| NOTCHED RAISED FLAT CENTER BLADES | | | | | |
| ** DNF2045 | 20" | 4.50mm | 7 | .177 | 14.37 |
| ** DNF2260 | 22" | 6.00mm | 4 | .236 | 23.63 |
| ** DNF2460 | 24" | 6.00mm | 4 | .236 | 28.50 |
| ** DNF2660 | 26" | 6.00mm | 4 | .236 | 33.74 |
| ** DNF2675 | 26" | 7.50mm | N/A | .295 | 43.28 |
| ** DNF2680 | 26" | 8.00mm | N/A | .315 | 46.17 |
| ** DNF2860 | 28" | 6.00mm | 4 | .236 | 39.98 |
| ** DNF2875 | 28" | 7.50mm | N/A | .295 | 49.95 |
| ** DNF2880 | 28" | 8.00mm | N/A | .315 | 52.67 |
| ** DNF3280 | 32" | 8.00mm | N/A | .315 | 71.70 |

NOT ALL BLADES ARE STOCKED! PLEASE CALL FOR AVAILABILITY.



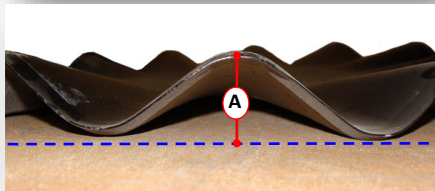
NORWEST

MANUFACTURING

71 SOUTH 215 WEST-RUPERT, ID- PHONE: (208) 436-1770 - FAX: (208) 436-1776



WAY COULTER BLADES



| PART NUMBER | BLADE DIAMETER | THICKNESS | | | BLADE WEIGHT (LBS) (Approx.) | WAVE MEAS. (A) |
|---|----------------|-----------|-------|---------|------------------------------|----------------|
| | | mm | GAUGE | DECIMAL | | |
| DSR2460-W | 24" | 6.00mm | 4 | .236 | 29.00 | 1-1/8" |
| DSR2480-W | 24" | 8.00mm | N/A | .315 | 36.66 | 1-1/8" |
| DSR2680-W | 26" | 8.00mm | N/A | .315 | 46.98 | 1-1/4" |
| DSR2875-W | 28" | 7.50mm | N/A | .295 | 51.00 | 1-7/16" |
| DSR2880-W | 28" | 8.00mm | N/A | .315 | 49.14 | 1-5/16" |
| DSR2810-W | 28" | 10.00mm | N/A | .394 | 56.17 | 1-3/8" |
| DSR3080-W | 30" | 8.00mm | N/A | .315 | 57.00 | 1-3/8" |
| 8 WAVE, 13 WAVE, & 25 WAVE COULTERS | | | | | | |
| DSW1645- <u>13</u> (Indicates # of waves per blade) | | | | | | |
| DSW1645-13 | 16" | 4.50mm | 7 | .177 | 11.25 | 3/4" |
| DSW1645-25 | 16" | 4.50mm | 7 | .177 | 11.25 | 5/16" |
| DSW1840-08 | 18" | 4.00mm | 8 | .157 | 10.86 | 1-3/4" |
| DSW1840-13 | 18" | 4.00mm | 8 | .157 | 10.86 | 7/8" |
| DSW2045-08 | 20" | 4.50mm | 7 | .177 | 15.15 | 2-3/8" |
| DSW2045-13 | 20" | 4.50mm | 7 | .177 | 15.15 | 1" |
| DSW2245-08 | 22" | 4.50mm | 7 | .177 | 17.73 | 2-1/4" |
| DSW2245-13 | 22" | 4.50mm | 7 | .177 | 17.73 | 1" |

FLUTED COULTER BLADES

| PART NUMBER | BLADE DIAMETER | THICKNESS | | | BLADE WEIGHT (LBS) (Approx.) |
|-------------|----------------|-----------|-------|---------|------------------------------|
| | | mm | GAUGE | DECIMAL | |
| DSS1845 | 18" | 4.50mm | 7 | .177 | 12.20 |
| DSS2045 | 20" | 4.50mm | 7 | .177 | 15.15 |
| *DSS2245 | 22" | 4.50mm | 7 | .177 | 20.00 |

* DSS2245 is fluted with an edge; other fluted blades have no edge.



Blades 300-16

Fluted Coulters Blades available with **DSS**, **DSST** or **DSSA** prefixes.

www.norwest-mfg.com

COULTER BLADES ARE STOCKED WITH A 3/4" ROUND PILOT HOLE. NORWEST WILL CUT TO DESIRED HUB PATTERN. NOT ALL BLADES ARE STOCKED! PLEASE CALL FOR AVAILABILITY.



NORWEST

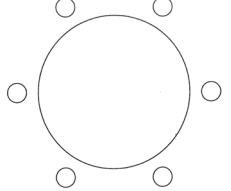
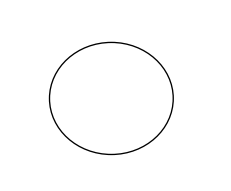
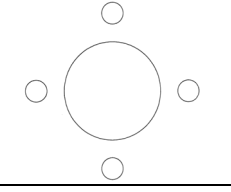
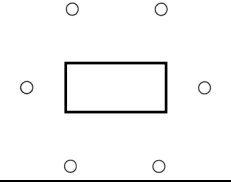
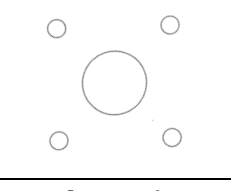
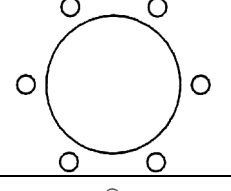
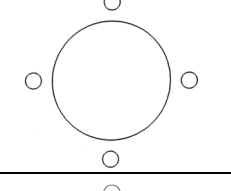
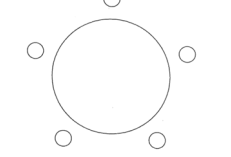
MANUFACTURING

71 SOUTH 215 WEST-RUPERT, ID- PHONE: (208) 436-1770 - FAX: (208) 436-1776

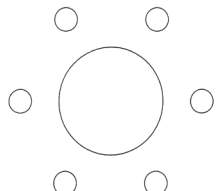
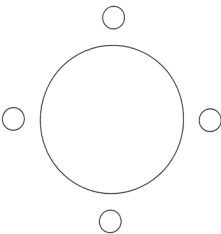
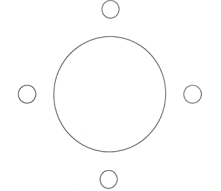
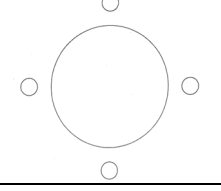
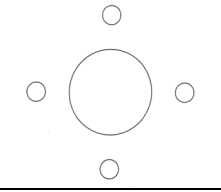
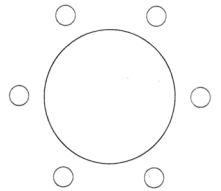
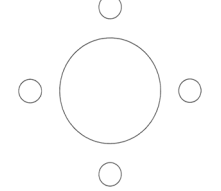
| Flat Coulter Hub Patterns | | |
|---------------------------|---|---|
| | <p>AL Center Hole: 1-1/8" x 1-1/4" ds Bolt Circle (C to C): N/A Bolt Holes: N/A</p> | <p>To Fit: Allis Chalmers and IH coulters chisel and others including Calkins and Glencoe/Farmland</p> |
| | <p>AC Center Hole: 1-3/16" Bolt Circle (C to C): 3-1/4" Bolt Holes: (6) 13/32"</p> | <p>To Fit: Allis Chalmers and others</p> |
| | <p>B Center Hole: 1-1/2" sq. Bolt Circle (C to C): N/A Bolt Holes: N/A</p> | <p>To Fit: Brillion Soil Builder and others</p> |
| | <p>CA Center Hole: 2-1/4" Bolt Circle (C to C): 3-1/2" Bolt Holes: (6) 13/32"</p> | <p>To Fit: Case EX series bottoms and others</p> |
| | <p>D Center Hole: 1-1/8" sq. Bolt Circle (C to C): N/A Bolt Holes: N/A</p> | <p>To Fit: John Deere 712 Mulcher and others</p> |
| | <p>F Center Hole: 4-1/8" Bolt Circle (C to C): 5-1/2" Bolt Holes: (5) 17/32"</p> | <p>To Fit: Flex King and others including Miller Weeder, Noble/Versatile, Roll a Cone, and Sunflower. <i>Norwest's common DMI pattern</i></p> |
| | <p>FD-4 Center Hole: 2-7/32" Bolt Circle (C to C): 3-13/32" Bolt Holes: (4) 1/4"</p> | <p>To Fit: Ford and others</p> |

**COULTER BLADES ARE STOCKED WITH A 3/4" ROUND PILOT HOLE.
 NORWEST WILL CUT TO DESIRED HUB PATTERN. NOT ALL BLADES ARE STOCKED!
 PLEASE CALL FOR AVAILABILITY.**


Flat Coulter Hub Patterns

| | | |
|---|---|---|
|  | <p style="text-align: center;">FD-6 Center Hole: 2-13/16" Bolt Circle (C to C): 4-1/8" Bolt Holes: (6) 3/8"</p> | <p style="text-align: center;">To Fit: Ford and others</p> |
|  | <p style="text-align: center;">G Center Hole: 1-1/2" rd. Bolt Circle (C to C): N/A Bolt Holes: N/A</p> | <p>To Fit: Glencoe/Farmland Soil Saver and others including Allis Chalmers Mini Till, Bush Hog Soil Hog, Case, DMI, Ford, Hiniker, IH, Kent, Landoll, Noble, and Orthman</p> |
|  | <p style="text-align: center;">H Center Hole: 2-1/2" Bolt Circle (C to C): 4" Bolt Holes: (4) 17/32"</p> | <p>To Fit: Hiniker and others including Black Machine, Brillion, DMI, Glencoe/Farmland, Haybuster, Landoll, Sukup, United Farm Tools, and Wil-Rich/Noble</p> |
|  | <p style="text-align: center;">IH Center Hole: 31/32" x 1-11/32" Bolt Circle (C to C): 3-1/4" Bolt Holes: (6) 11/32"</p> | <p style="text-align: center;">To Fit: IH older style and others</p> |
|  | <p style="text-align: center;">IHN Center Hole: 1-1/2" Bolt Circle (C to C): 4-1/2" Bolt Holes: (4) 17/32"</p> | <p style="text-align: center;">To Fit: IH newer style including 720, 800, and others</p> |
|  | <p style="text-align: center;">JD Center Hole: 2" Bolt Circle (C to C): 3-1/2" Bolt Holes: (6) 13/32"</p> | <p style="text-align: center;">To Fit: John Deere HS and NU bottoms (non-metric) and others including Yetter</p> |
|  | <p style="text-align: center;">JDD Center Hole: 3" Bolt Circle (C to C): 4-3/8" Bolt Holes: (4) 13/32"</p> | <p style="text-align: center;">To Fit: John Deere 750 Drill and others</p> |
|  | <p style="text-align: center;">JDM Center Hole: 2-1/8" Bolt Circle (C to C): 4-3/4" Bolt Holes: (5) 33/64"</p> | <p style="text-align: center;">To Fit: John Deere NU 450 Metric bottoms and others including Yetter</p> |

Flat Coultter Hub Patterns

| | | |
|---|---|--|
|  | <p style="text-align: center;">K Center Hole: 2" Bolt Circle (C to C): 3-3/8" Bolt Holes: (6) 13/32"</p> | <p>To Fit: Kinze and others including Black Machine</p> |
|  | <p style="text-align: center;">MLWR Center Hole: 3-11/16" Bolt Circle (C to C): 5" Bolt Holes: (4) 17/32"</p> | <p style="text-align: center;">To Fit: Melroe/Wil-Rich</p> <p>This is a very common agricultural hub used by Acra Plant, Ag Systems, Bingham Bros., Caldwell-Hamby, DMI, Flexi Coil, Harrell, Landoll, Marliss, Monroe Tufline, Noble, Sunflower, Thurston/Blu Jet, Tye, United Farm Tools, Wiese, Wetherell, York Agri Prod., and others</p> |
|  | <p style="text-align: center;">MF Center Hole: 3.172" Bolt Circle (C to C): 4-3/4" Bolt Holes: (4) 15/32"</p> | <p style="text-align: center;">To Fit: Massey Ferguson and others</p> |
|  | <p style="text-align: center;">OL Center Hole: 4" Bolt Circle (C to C): 5-1/4" Bolt Holes: (4) 17/32"</p> | <p>To Fit: Oliver/White and others including Great Plains, KBH, Marliss, Underferth, and Yetter</p> |
|  | <p style="text-align: center;">ORT Center Hole: 2-11/16" Bolt Circle (C to C): 4-1/4" Bolt Holes: (4) 13/32"</p> | <p style="text-align: center;">To Fit: Orthman and others</p> |
|  | <p style="text-align: center;">R Center Hole: 3-3/4" Bolt Circle (C to C): 5" Bolt Holes: (6) 7/16"</p> | <p style="text-align: center;">To Fit: Rawson and others</p> |
|  | <p style="text-align: center;">W Center Hole: 2-1/2" Bolt Circle (C to C): 4" Bolt Holes: (4) 13/32"</p> | <p>To Fit: Wetherell and others including Alloway, Kongskilde, Lorenz, Noble, P & H, and Tebben</p> |

***COULTER BLADES ARE STOCKED WITH A 3/4" ROUND PILOT HOLE.
 NORWEST WILL CUT TO DESIRED HUB PATTERN. NOT ALL BLADES ARE STOCKED!
 PLEASE CALL FOR AVAILABILITY.***



PLANTER/SEEDER BLADES

| PART NUMBER | OEM NUMBER | BLADE DIAMETER | THICKNESS | | | BLADE WEIGHT (LBS) (Approx.) | DUST CAP |
|--|--|----------------|-----------|-------|---------|---------------------------------|----------|
| | | | mm | GAUGE | DECIMAL | | |
| FOR JOHN DEERE: MAXI MERGE OPENER BLADES | | | | | | | |
| DPAA53860 | AA38460 | 15" | 3.50mm | 10 | .138 | 7.00 | YES |
| DPAA53860D** | AA38460 | 15" | 3.50mm | 10 | .138 | 7.00 | YES |
| DPAA55927 | AA55927 | 15" | 3.00mm | 11 | .118 | 6.90 | YES |
| DPAA65248 <i>(Double Bearing)</i> | AA65248 | 15" | 3.50mm | 10 | .138 | 7.10 | YES |
| DPAA72357 <i>(Blade Only)</i> | AA72357 (For AA55927 Assembly) | 15" | 3.00mm | 11 | .118 | 6.20 | N/A |
| DPAA283804 <i>(Blade Only)</i> | N283804 (750 SERIES) | 18" | 5.00mm | 6 | .197 | 14.90 | N/A |
| FOR CASE IH | | | | | | | |
| DPC6318L | 84416318-L | 14" | 4.50mm | 7 | .177 | 5.80 | NO |
| DPC6319T | 84416319-L | 14" | 4.50mm | 7 | .177 | 5.80 | NO |
| FOR GREAT PLAINS | | | | | | | |
| DPGP135S | 107-135S | 13-1/2" | 3.00mm | 11 | .118 | 8.50 | YES |
| DPGP138S | 107-138S | 13-1/2" | 4.0mm | 8 | .157 | 8.91 | YES |
| NOT ALL BLADES ARE STOCKED! PLEASE CALL FOR AVAILABILITY. | | | | | | | |



Part #: DPAA53860

www.norwest-mfg.com



NORWEST

MANUFACTURING

71 SOUTH 215 WEST-RUPERT, ID- PHONE: (208) 436-1770 - FAX: (208) 436-1776



ADDITIONAL PLANTER BLADES

| PART NUMBER | OEM NUMBER | BLADE DIAMETER | THICKNESS | | | BLADE WEIGHT (LBS) (Approx.) |
|---------------|--|----------------|-----------|-------|---------|------------------------------|
| | | | mm | GAUGE | DECIMAL | |
| DSR1850-3025A | Seed Disc with 3.781" Center. 6" on 5" Bolt Center to Center | 18" | 5.0mm | 6 | 0.197 | 16.00 LBS |
| DSR2470-2026A | Seed Disc with 4.016" Center. 6" on 8" Bolt Center to Center | 24" | 7.0mm | N/A | 0.315 | 36.66 LBS |

NOT ALL BLADES ARE STOCKED! PLEASE CALL FOR AVAILABILITY.

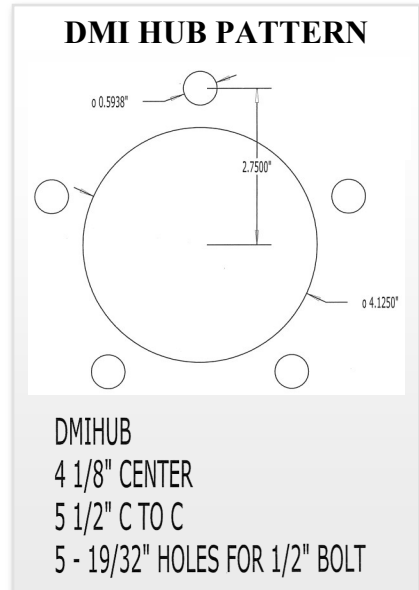
CHINA CAP DRILL BLADES

FOR JOHN DEERE GRAIN DRILLS & AIR DRILL SEEDERS

| PART NUMBER | OEM NUMBER | BLADE DIAMETER | THICKNESS | | | BLADE WEIGHT (LBS) (Approx.) |
|-------------|-----------------|----------------|-----------|-------|---------|------------------------------|
| | | | mm | GAUGE | DECIMAL | |
| DS-N161594* | N164594 2833805 | 13-1/2" | 3.50mm | 10 | .138 | 4.58 |

NON-RAISED FLAT CENTER BLADES WITH PRE-CUT HUB PATTERNS

| PART NUMBER | BLADE DIAMETER | THICKNESS | | | BLADE WEIGHT (LBS) (Approx.) |
|---|----------------|-----------|-------|---------|------------------------------|
| | | mm | GAUGE | DECIMAL | |
| NON RAISED FLAT CENTER SMOOTH BLADES with DMI HUB PATTERN | | | | | |
| DSFF2060-DMI | 20" | 6.00mm | 4 | .236 | 21.04 |
| DSFF2260-DMI | 22" | 6.00mm | 4 | .236 | 26.00 |
| DSFF2460-DMI | 24" | 6.00mm | 4 | .236 | 31.90 |
| NON RAISED FLAT CENTER NOTCHED BLADES with DMI HUB PATTERN | | | | | |
| DNFF2060-DMI | 20" | 6.00mm | 4 | .236 | 18.87 |
| DNFF2260-DMI | 22" | 6.00mm | 4 | .236 | 23.63 |
| DNFF2460-DMI | 24" | 6.00mm | 4 | .236 | 28.50 |
| NON RAISED FLAT CENTER SMOOTH BLADES with 633 HUB PATTERN | | | | | |
| DSFF2060-633 | 20" | 6.0mm | 4 | .236 | 20.14 |



NOT ALL BLADES ARE STOCKED! PLEASE CALL FOR AVAILABILITY.










NORWEST

MANUFACTURING

71 SOUTH 215 WEST-RUPERT, ID- PHONE: (208) 436-1770 - FAX: (208) 436-1776

SEED DISC USE TABLE

| | Soil Tilling Action | | | Soil Tilth (condition of Tilled Soil) | | | | Soil Conditions | | | | Speed | | | Tillage Practice | | |
|---|--------------------------------------|----------|------|---------------------------------------|--------|------|------------|-----------------|-------|-------|-------|-------|--------|------|------------------|--------------|--------------|
| | low | Moderate | High | High | Medium | Fine | Extra Fine | Dry | Humid | Sandy | Thick | Low | Medium | High | Direct | Conservation | Conventional |
| Flat | | | | | | | | | | | | | | | | | |
|  | ◇ | | | | | | | ◇ | ◇ | ◇ | ◇ | | | ◇ | ◇ | ◇ | ◇ |
| Notched Flat | | | | | | | | | | | | | | | | | |
|  | ◇ | | | | | | | ◇ | | ◇ | ◇ | | | ◇ | ◇ | ◇ | ◇ |
| 8 Waves | | | | | | | | | | | | | | | | | |
|  | | | ◇ | ◇ | ◇ | | | ◇ | | ◇ | ◇ | | | ◇ | ◇ | ◇ | ◇ |
| 13 Waves | | | | | | | | | | | | | | | | | |
|  | | | ◇ | ◇ | ◇ | ◇ | | ◇ | | ◇ | ◇ | | | ◇ | ◇ | ◇ | ◇ |
| 25 Waves | | | | | | | | | | | | | | | | | |
|  | | ◇ | | | | | ◇ | ◇ | | ◇ | ◇ | | | ◇ | ◇ | ◇ | ◇ |
| 50 Waves (Fluted) | | | | | | | | | | | | | | | | | |
|  | ◇ | | | | ◇ | | | ◇ | ◇ | ◇ | ◇ | | | ◇ | ◇ | ◇ | ◇ |
| 50 Waves (Fluted with Edge) | <i>*Available on DSS2245-00 Only</i> | | | | | | | | | | | | | | | | |
|  | ◇ | | | | | | | ◇ | ◇ | ◇ | ◇ | | | ◇ | ◇ | ◇ | ◇ |



NORWEST

MANUFACTURING

71 SOUTH 215 WEST-RUPERT, ID- PHONE: (208) 436-1770 - FAX: (208) 436-1776



SPECIALTY BLADES WITH PRE-CUT HUB PATTERNS & CENTER HOLES

| | | | |
|----------|---|--|----------|
| A | B | C | D |
| | | | |
| E | F | G | H |
| | | | |
| I | J | K | L |
| | | | |
| M | Lenlock Hub Pattern | New Lockwood Hub Pattern | N |
| | <p>3-3/4" Center (6) 9/16" Holes for 1/2" Bolts 5-1/4" Center to Center</p> | <p>4-11/16" Center. (6) slotted holes for 1/2" bolts on 5-1/4" C to C. (6) Rnd. holes on 6" C to C for 1/2" Bolts.</p> | |

NOT ALL BLADES ARE STOCKED! PLEASE CALL FOR AVAILABILITY.

SPECIALTY BLADES WITH PRE-CUT HUB PATTERNS & CENTER HOLES

| PART NUMBER | DESCRIPTION | PRE-CUT PATTERN | BLADE DIAMETER | THICKNESS mm | BLADE WEIGHT (Approx.) | REFERENCE PHOTO |
|---------------------------|--|--|----------------|--------------|------------------------|-----------------|
| 16-001230 | Weeder Blade | (5) .343 holes on 3" Bolt Centers with 1-3/8" Center | 12" | 3.00mm | 3.30 LBS | A |
| 16-001440 | Weeder Blade | (5) .343 Holes on 3" Bolt Centers with 1 -3/8" Center | 14" | 3.00mm | 4.69 LBS | B |
| DS10140-NS | Smooth Disc Blade | 1-3/16" Square Hole | 10" | 3.00mm | 2.88 LBS | C |
| DS1025-ACME | Smooth Disc Blade | 3/4" Round Pilot Hole | 10" | 2.50mm | 2.07 LBS | D |
| DSA905-10078 | Smooth Concave Disc for Parma & Alloway Scalper | 1" Square Center. 8" Center to Center. (4) 7/16" Square Holes for 3/8" Bolts | 16" | 3.50mm | 7.66 LBS | F |
| DSLW804-16 | Smooth Covering Disc for Lockwood | No Center Hole Cut. 3-1/8" Bolt Center to Center. (3) 21/64" Holes for 5/16" Bolts | 14" | 3.50mm | 5.53 LBS | G |
| DSLW804-56 | Smooth Covering Disc for Lockwood | No Center Hole Cut. 3-1/8" Bolt Center to Center. (3) 21/64" Holes for 5/16" Bolts | 16" | 3.50mm | 7.77 LBS | G |
| DSNK210098 | Smooth Concave Disc for Spudnik | (4) 9/16" Holes on 5" Center to Center | 16" | 3.50mm | 10.24 LBS | H |
| DSR2060-MR | Smooth Flat Coultter Blade with Melroe Hole Pattern | 3-11/16" Center. (4) 17/32" Bolt Holes on 5" Center to Center | 20" | 6.00mm | 18.10 LBS | I |
| DS1445-OM | Smooth Disc for Orthman | 3" Center Hole with (6) 7/16" Square Holes for 3/8" Bolts on 4-1/4" Center to Center | 14" | 4.50mm | 7.21 LBS | E |
| DSR2060-OM | Smooth Flat Coultter Blade with Orthman Hole Pattern | 3" Center Hole with (6) 7/16" Square Holes for 3/8" Bolts on 4-1/4" Center to Center | 20" | 6.00mm | 19.91 LBS | E |
| DSR2460-LW | Smooth Flat Coultter with Lockwood Hole Pattern | Old Lockwood: 3-3/4" Center. (6) 9/16" Holes for 1/2" Bolts on 5-1/4" Center to Center | 24" | 6.00mm | 27.03 LBS | J |
| DSR2480-LW | Smooth Flat Coultter with Lockwood Hole Pattern | New Lockwood: 4-11/16" Center. (6) slotted holes for 1/2" bolts on 5-1/4" C to C. (6) Rnd. holes on 6" C to C for 1/2" Bolts. <i>Fits Old & New Lockwood Hubs</i> | 24" | 8.00mm | 36.66 | K |
| DSR2810-SP/ DSR3410-SP | Smooth Flat Coultter with Spudnik Hole Pattern | 4-1/16" Center. 5-1/4" Bolt Center to Center. (6) 9/16" holes for 1/2" Bolts | 28" / 34" | 10mm | 61.00 / 75.00 LBS | L |
| DSRJD10268 | Smooth Coultter for JD Grain, Woods & WIC Scalper | 1-3/16" Rnd. Center Hole with (6) 5/16" Rnd. Bolt Holes on 2-1/2" Bolt Center to Center | 12" | 3mm | 3.57 LBS | M |
| 16-00662 | Disc Assembly W/ Hub & "Blade | (5) .343 holes on 3" Bolt Centers with 1-3/8" Center | 12" | 3.00mm | 6.92 LBS | N |



NORWEST

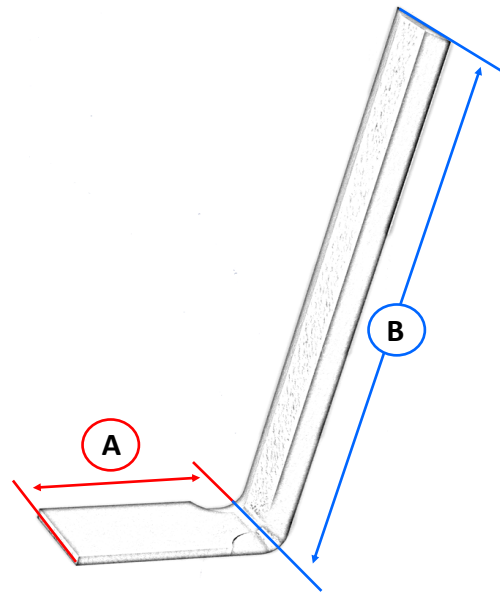
MANUFACTURING

71 SOUTH 215 WEST-RUPERT, ID- PHONE: (208) 436-1770 - FAX: (208) 436-1776



SCALPER BLADES

| NORWEST PART NUMBER | ITEM DESCRIPTION | BLADE WEIGHT (Approximate) | MEAS. (A) | MEAS. (B) |
|---------------------|--|----------------------------|-----------|-----------|
| 281116 | Scalper Blade for Parma with Bevel around corner. <i>Heat Treated</i> | 2.01 LBS | 4-1/2" | 13-3/16" |
| 281117 | Scalper Blade for WIC with Bevel around corner. <i>Heat Treated</i> | 2.61 LBS | 6-7/8" | 11-7/8" |





NORWEST

MANUFACTURING

71 SOUTH 215 WEST-RUPERT, ID- PHONE: (208) 436-1770 - FAX: (208) 436-1776

CUSTOM LOADER & SCRAPER BLADES

HOW TO ORDER CUSTOM BLADES:

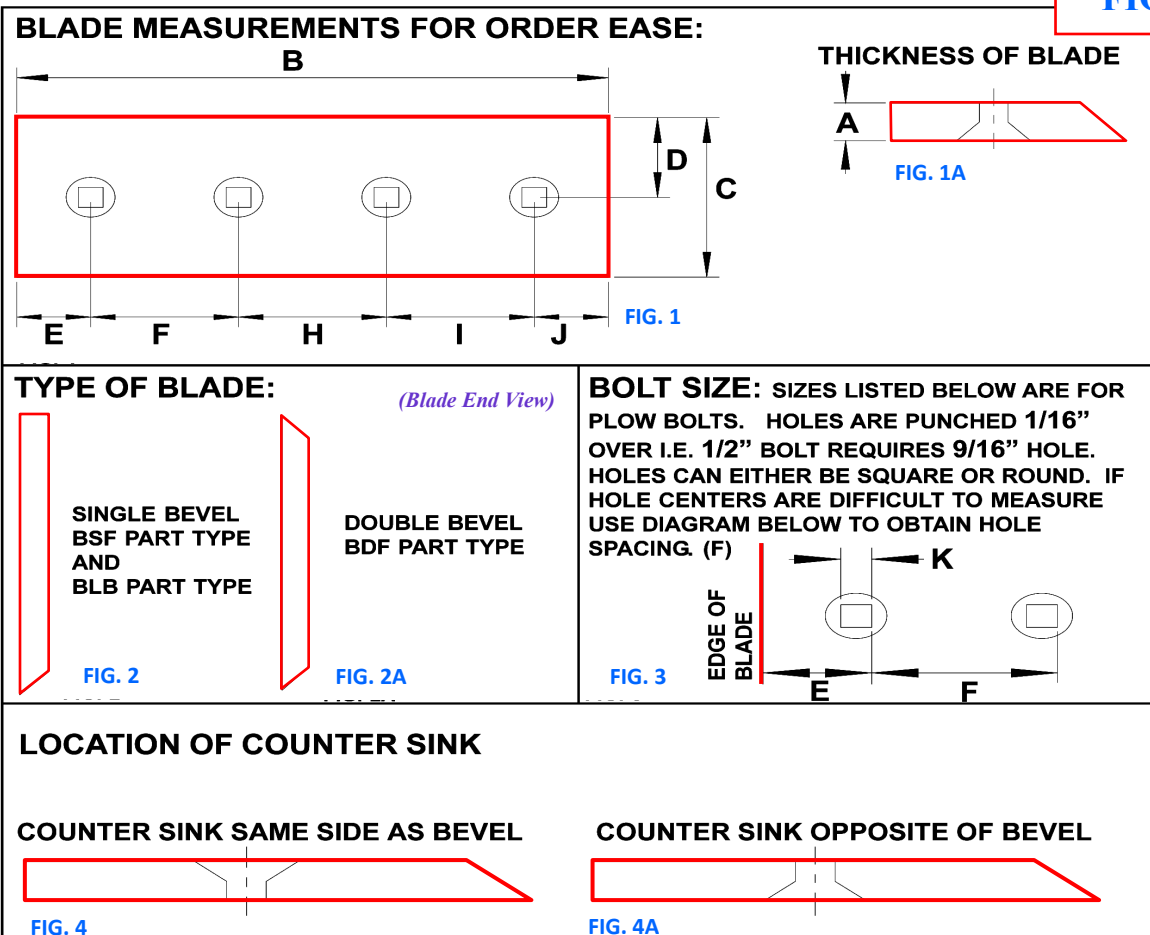
The pictures below are an illustration of how to order your scraper blade. (FIG. A)

Please see Page 300-31 for an ordering template.

Make copies of the page, and fax to Norwest Mfg. to place your custom loader blade order.

1. Measure the thickness of the blade. (A) FIG. 1A
 2. Measure total length of the blade. (B) FIG. 1
 3. Measure from the top of blade to the bottom to obtain the width of the blade. (C) FIG. 1
 4. Measure from the top of the blade to the center of the first hole to determine hole placement for single bevel blade. (D) FIG. 1
 5. For Proper hole spacing:
 - 1st Measurement– measure from left edge of the blade to the center of the first hole. (E) FIG. 1
 - 2nd Measurement– measure from center of first hole to center of second hole. (F) FIG. 1
 Continue with this method until each hole is measured. (E) through (J) etc. FIG. 1
- If you have difficulty measuring hole centers, refer to FIG. 3.

FIG. A





NORWEST MFG INTERNAL WORK ORDER

CUSTOMER _____ PART # _____

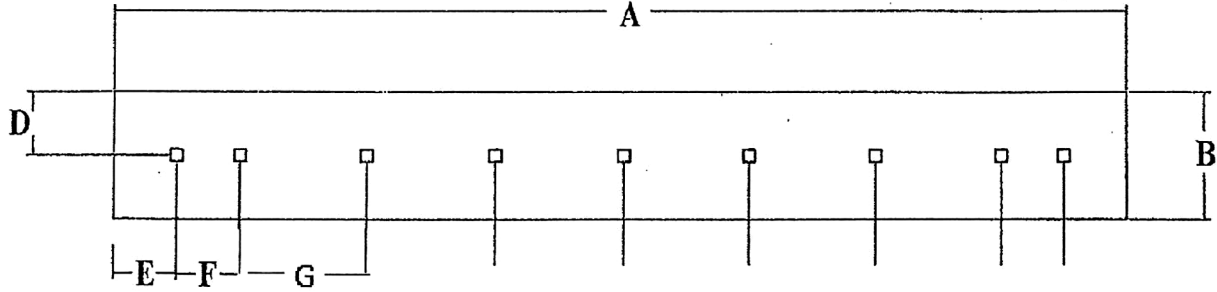
DOUBLE BEVEL _____
SINGLE BEVEL _____



COUNTERSINK OPPOSITE OF BEVEL



COUNTERSINK SAME AS BEVEL



HOLE SIZE



H

A _____ OVERALL LENGTH IN INCHES

B _____ OVERALL HEIGHT IN INCHES

C _____ THICKNESS OF MATERIAL

** D _____ MEASUREMENT FROM TOP OF BLADE TO CENTER OF ROW OF HOLES

E _____ OUTSIDE EDGE MEASUREMENT TO CENTER OF 1ST HOLE

F _____ MEASUREMENT FROM CENTER OF 1ST HOLE TO CENTER OF 2ND HOLE

G _____ MEASUREMENT FROM CENTER OF 2ND HOLE TO CENTER OF 3RD HOLE

CONTINUE WITH THIS METHOD UNTIL EACH HOLE IS MEASURED

H _____ SIZE OF PLOWBOLT

I _____ NUMBER OF BOLT HOLES

****NOTE** ROW OF HOLES FOR DOUBLE BEVEL BLADES ARE USUALLY RIGHT IN THE CENTER OF THE BLADE AND ROW OF HOLES FOR SINGLE BEVEL ARE OFFSET. MAKE SURE TO PUT MEASUREMENT ON LINE "D"**

MEASURED BY: _____ DATE: _____



PLEASE COPY THIS PAGE AND USE IT TO PLACE YOUR CUSTOM BLADE ORDERS.

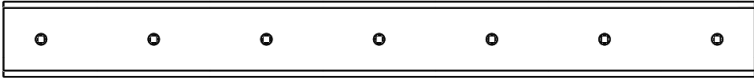


NORWEST


MANUFACTURING

71 SOUTH 215 WEST-RUPERT, ID- PHONE: (208) 436-1770 - FAX: (208) 436-1776

CUSTOM LOADER & SCRAPER BLADES



| PART NUMBER | BLADE DIMENSIONS | WEIGHT OF BLADE per ft. | PART NUMBER | BLADE DIMENSIONS | WEIGHT OF BLADE per ft. |
|---|---------------------|-------------------------|-------------|---------------------|-------------------------|
| CUSTOM FLAT BLADE: DOUBLE BEVEL-REVERSIBLE | | | | | |
| BDF3806 | 3/8" X 6" X CUSTOM | 7.65 lbs. | BDF3412 | 3/4" X 12" X CUSTOM | 30.63 lbs. |
| BDF1204 | 1/2" X 4" X CUSTOM | 6.81 lbs. | BDF3414 | 3/4" X 14" X CUSTOM | 35.73 lbs. |
| BDF1205 | 1/2" X 5" X CUSTOM | 8.51 lbs. | BDF1006 | 1" X 6" X CUSTOM | 20.42 lbs. |
| BDF1206 | 1/2" X 6" X CUSTOM | 10.21 lbs. | BDF1008 | 1" X 8" X CUSTOM | 27.23 lbs. |
| BDF1208 | 1/2" X 8" X CUSTOM | 13.61 lbs. | BDF1010 | 1" X 10" X CUSTOM | 34.03 lbs. |
| BDF3406 | 3/4" X 6" X CUSTOM | 15.31 lbs. | BDF1012 | 1" X 12" X CUSTOM | 40.84 lbs. |
| BDF3408 | 3/4" X 8" X CUSTOM | 20.41 lbs. | BDF1014 | 1" X 14" X CUSTOM | 47.65 lbs. |
| BDF3410 | 3/4" X 10" X CUSTOM | 25.52 lbs. | BDF1016 | 1" X 16" X CUSTOM | 54.45 lbs. |



| PART NUMBER | BLADE DIMENSIONS | WEIGHT OF BLADE per ft. | PART NUMBER | BLADE DIMENSIONS | WEIGHT OF BLADE per ft. |
|--|--------------------|-------------------------|-------------|---------------------|-------------------------|
| WELD-ON CUSTOM FLAT LOADER BLADE W/SINGLE BEVEL W/O HOLES | | | | | |
| BLB3803 | 3/8" X 3" X CUSTOM | 3.89 lbs. | BLB3408 | 3/4" X 8" X CUSTOM | 20.41 lbs. |
| BLB3804 | 3/8" X 4" X CUSTOM | 5.14 lbs. | BLB3410 | 3/4" X 10" X CUSTOM | 25.52 lbs. |
| BLB3806 | 3/8" X 6" X CUSTOM | 7.65 lbs. | BLB3412 | 3/4" X 12" X CUSTOM | 30.63 lbs. |
| BLB3808 | 3/8" X 8" X CUSTOM | 10.21 lbs. | BLB3416 | 3/4" X 16" X CUSTOM | 40.84 lbs. |
| BLB1203 | 1/2" X 3" X CUSTOM | 5.02 lbs. | BLB1006 | 1" X 6" X CUSTOM | 20.42 lbs. |
| BLB1204 | 1/2" X 4" X CUSTOM | 6.86 lbs. | BLB1008 | 1" X 8" X CUSTOM | 27.23 lbs. |
| BLB1205 | 1/2" X 5" X CUSTOM | 8.58 lbs. | BLB1010 | 1" X 10" X CUSTOM | 34.03 lbs. |
| BLB1206 | 1/2" X 6" X CUSTOM | 10.21 lbs. | BLB1012 | 1" X 12" X CUSTOM | 40.84 lbs. |
| BLB1208 | 1/2" X 8" X CUSTOM | 13.61 lbs. | BLB1016 | 1" X 16" X CUSTOM | 54.45 lbs. |
| BLB3406 | 3/4" X 6" X CUSTOM | 15.31 lbs. | | | |



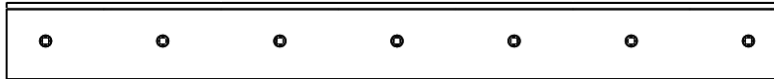
NORWEST

MANUFACTURING

71 SOUTH 215 WEST-RUPERT, ID- PHONE: (208) 436-1770 - FAX: (208) 436-1776



CUSTOM LOADER BLADES



| PART NUMBER | BLADE DIMENSIONS | WEIGHT OF BLADE per ft. | PART NUMBER | BLADE DIMENSIONS | WEIGHT OF BLADE per ft. |
|--|---------------------|-------------------------|-------------|---------------------|-------------------------|
| CUSTOM FLAT BLADE WITH SINGLE BEVEL | | | | | |
| BSF3803 | 3/8" X 3" X CUSTOM | 3.89 lbs. | BSF3408 | 3/4" X 8" X CUSTOM | 20.41 lbs. |
| BSF3804 | 3/8" X 4" X CUSTOM | 5.14 lbs. | BSF3410 | 3/4" X 10" X CUSTOM | 25.52 lbs. |
| BSF3805 | 3/8" X 5" X CUSTOM | 6.38 lbs. | BSF3412 | 3/4" X 12" X CUSTOM | 30.63 lbs. |
| BSF3806 | 3/8" X 6" X CUSTOM | 7.65 lbs. | BSF1006 | 1" X 6" X CUSTOM | 20.42 lbs. |
| BSF3808 | 3/8" X 8" X CUSTOM | 10.21 lbs. | BSF1008 | 1" X 8" X CUSTOM | 27.23 lbs. |
| BSF3810 | 3/8" X 10" X CUSTOM | 12.76 lbs. | BSF1010 | 1" X 10" X CUSTOM | 34.03 lbs. |
| BSF1204 | 1/2" X 4" X CUSTOM | 6.86 lbs. | BSF1012 | 1" X 12" X CUSTOM | 40.84 lbs. |
| BSF1206 | 1/2" X 6" X CUSTOM | 10.21 lbs. | BSF1014 | 1" X 14" X CUSTOM | 47.65 lbs. |
| BSF1208 | 1/2" X 8" X CUSTOM | 13.61 lbs. | BSF1016 | 1" X 16" X CUSTOM | 54.45 lbs. |
| BSF3406 | 3/4" X 6" X CUSTOM | 15.31 lbs. | | | |

****OTHER BLADE SIZES AVAILABLE. PLEASE CALL FOR DETAILS***



NORWEST

MANUFACTURING

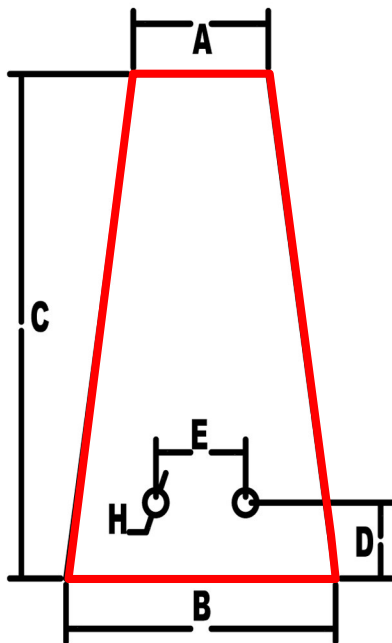
71 SOUTH 215 WEST-RUPERT, ID- PHONE: (208) 436-1770 - FAX: (208) 436-1776

DIKER PADDLE BLADES

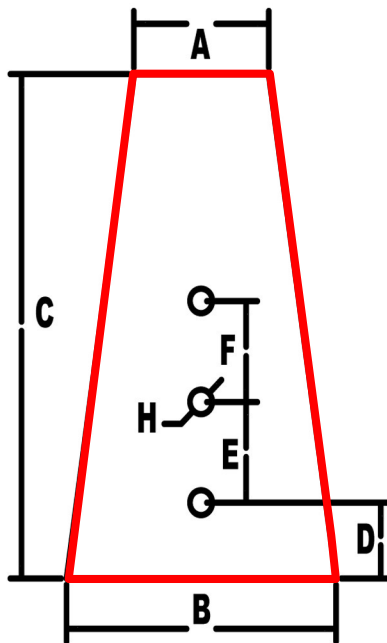
Norwest manufactures a wide variety of Paddle Diker blades for various machines. These blades are made from A514-T1 steel. Custom Blades can be made upon request. Most blades are made from 3/8" thick material but can be made from other thicknesses if needed.

| STYLES | PREFIX | DESCRIPTION |
|--------|--------|--|
| #1 | DK | Standard Triangle Shape with <i>No Bevel</i> |
| #2 | DKB | Standard Triangle shape with <i>Bevel</i> |
| #3 | DKU | Standard Triangle shape, <i>No Bevel</i> , with universal hole |
| #4 | DKS | Square or Rectangular shape with <u>No Bevel</u> |
| #5 | DKR | Diamond shaped for reversible use |

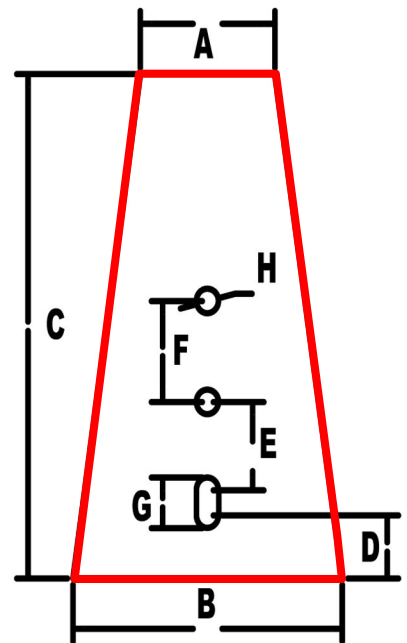
STYLE DK



STYLE DKB



STYLE DKU





NORWEST

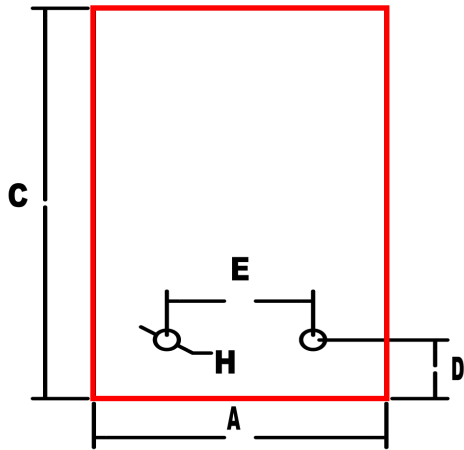
MANUFACTURING

71 SOUTH 215 WEST-RUPERT, ID- PHONE: (208) 436-1770 - FAX: (208) 436-1776

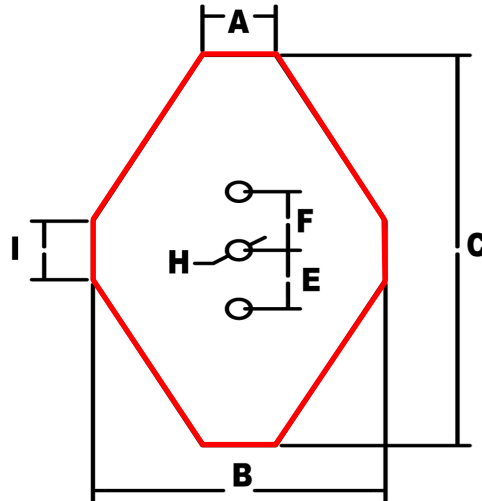


DIKER PADDLE BLADES

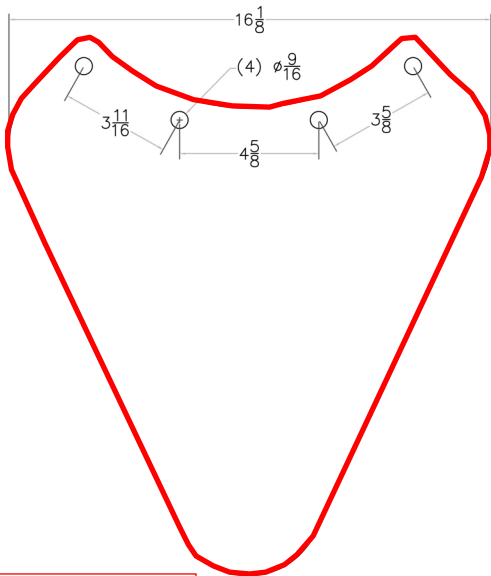
STYLE DKS



STYLE DKR



DIKER PADDLE for SUNCO



NORWEST
PART #
DKB41618



When Ordering Your Custom Diker Paddle Blades:

Use the table below to obtain correct paddle measurements. Select the desired style, and measure your existing Diker Paddle Blade accordingly. Following these steps will help ensure that the paddle produced for you is the right one.

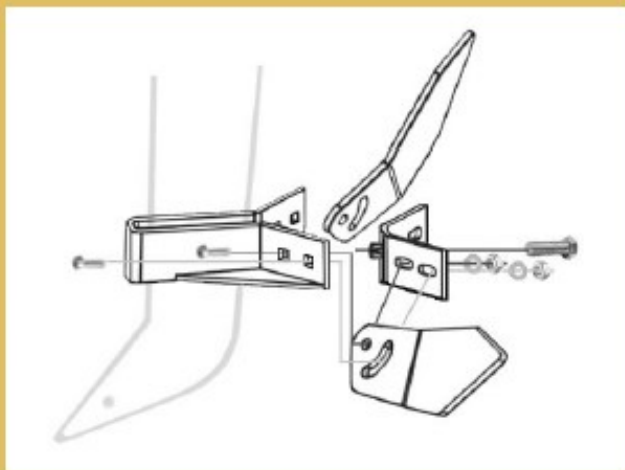
| STYLE | #1-DK | #2-DKB | #3-DKU | #4-DKS | #5-DKR |
|--------------------------------|-------|--------|--------|--------|--------|
| (A) Tip Width | | | | | |
| (B) Base Width | | | | N/A | |
| (C) Height | | | | | |
| (D) Base to Hole Center | | | | | N/A |
| (E) Hole Center to Hole Center | | | | | |
| (F) Hole Center to Hole Center | N/A | | | N/A | |
| (G) Length of Slot | N/A | N/A | | N/A | N/A |
| (H) Hole Size & Bolt Size | | | | | |
| (I) Side Dimension | N/A | N/A | N/A | N/A | |
| (J) Material Thickness | | | | | |

Hilling Wing Assembly

- Available in 2 sizes
- Fits most diker style machines
- Commonly used for Potato applications, but will work for other row crops
- Wings easily adjustable for hill size preferences



Norwest Part #
B-2800L



71 South 215 West • Rupert, Idaho 83350
Phone: (208)436-1770 • Fax: (208)436-1776
www.norwest-mfg.com



Norwest Part #
B-2800

Hilling Wing Assembly Sub Parts for B-2800 & B-2800L

| PART | NORWEST PART NUMBER | DESCRIPTION |
|--|---------------------|--|
|  | Z-B-2830 | Right Hand Wing for B-2800 & B-2800L Hilling Wing Assemblies |
|  | Z-B-2831 | Left Hand Wing for B-2800 & B-2800L Hilling Wing Assemblies |
| For B-2800 Assembly Only | | |
|  | Z-B-2810 | Front Strap |
|  | Z-B-2840 | Rear Strap |
| For B-2800L Assembly Only | | |
|  | Z-B-2810L | Front Strap |
|  | Z-B-2840L | Rear Strap |



NORWEST
MANUFACTURING





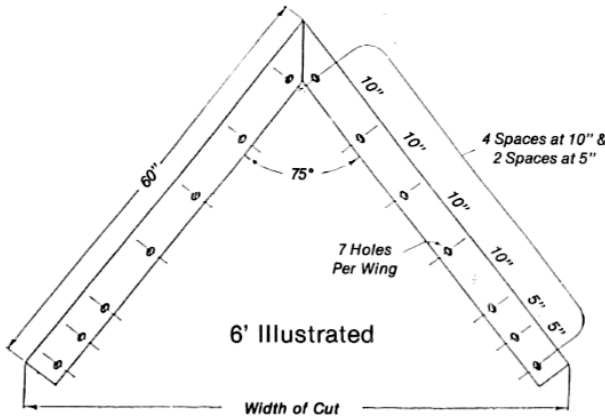
NORWEST

MANUFACTURING

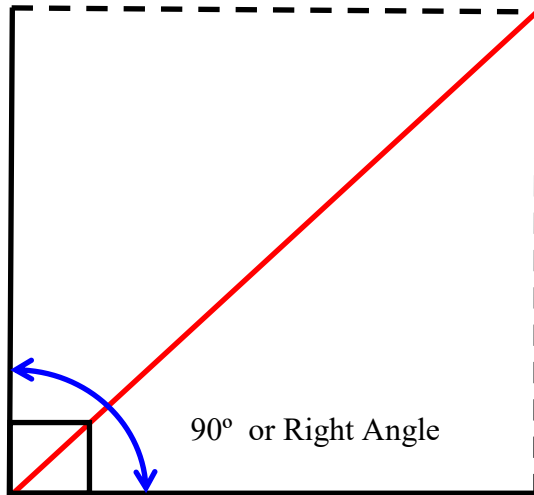
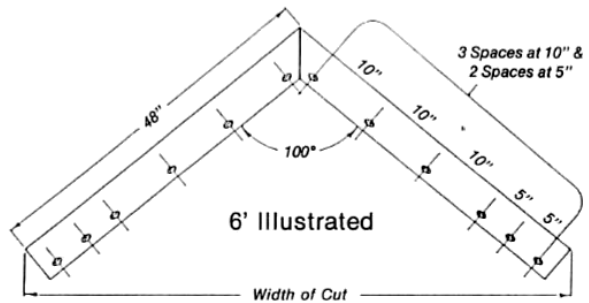
71 SOUTH 215 WEST-RUPERT, ID- PHONE: (208) 436-1770 - FAX: (208) 436-1776

REPLACEMENT BLADES FOR NOBLE (V-BLADES; UNDERCUTTER BLADES)

75° Blade

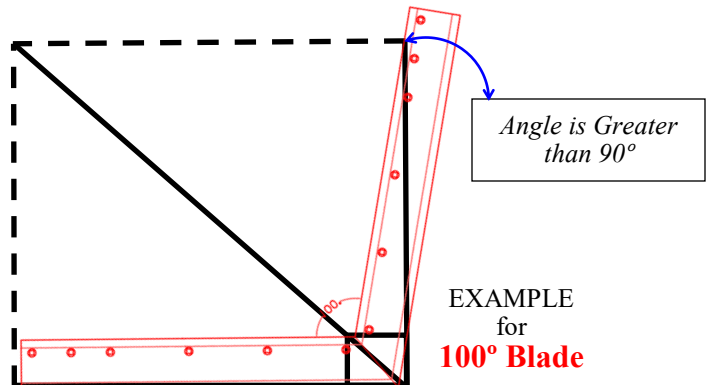
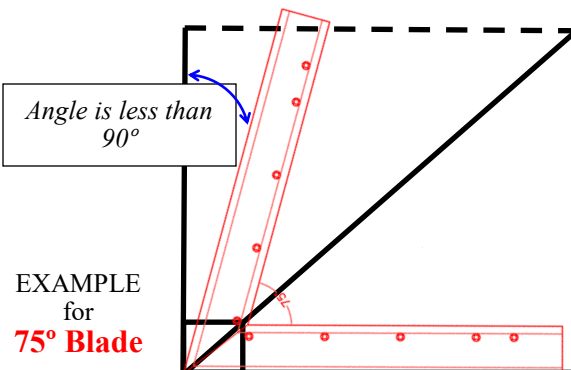


100° Blade



HOW TO TELL IF YOU HAVE A 75° OR A 100° BLADE:

- ◆ TURN YOUR BLADE SO ONE EDGE IS LAYING ON THE GROUND.
- ◆ IF THE BLADE IS LESS THAN A RIGHT ANGLE (90°), YOU WILL NEED A 75° BLADE.
- ◆ IF THE BLADE IS GREATER THAN A RIGHT ANGLE, YOU WILL NEED A 100° BLADE.





NORWEST

MANUFACTURING

71 SOUTH 215 WEST-RUPERT, ID- PHONE: (208) 436-1770 - FAX: (208) 436-1776



REPLACEMENT BLADES FOR NOBLE (V-BLADES; UNDERCUTTER BLADES)

Norwest offers replacement blades for Noble implements in several sizes and variations.
75° & 100° blade options available.

Blades are available with the following surface options:

Plain = (P), Top Hardfaced = (T), Top Hardfaced with a chrome cap = (TC), or
Bottom Hardfaced = (B), or Bottom Hardfaced with a chrome cap = (BC).



75° Replacement Blades

| Width of Cut (Feet) | PART NUMBERS | | | Blade Wing Length (Inches) | Hole Spacing | # of Holes Per Wing |
|---------------------|-----------------|--------------------------|-----------------------------|----------------------------|------------------|---------------------|
| | Plain Blade (P) | Top Hard Faced Blade (T) | Bottom Hard Faced Blade (B) | | | |
| | Norwest Part # | | | | | |
| 5 | VB75P500 | VB75T500 | VB75B500 | 50 | (3) 10" - (1) 5" | 5 |
| 5-1/2 | VB75P550 | VB75T550 | VB75B550 | 54 | (3) 10" - (2) 5" | 6 |
| 6 | VB75P600 | VB75T600 | VB75B600 | 60 | (4) 10" - (2) 5" | 7 |
| 6-1/2 | -- | VB75T650 | VB75B650 | 65 | (4) 10" - (3) 5" | 8 |
| 7 | VB75P700 | VB75T700 | -- | 69 | (4) 10" - (3) 5" | 8 |

100° Replacement Blades

| Width of Cut (Feet) | PART NUMBERS | | | Blade Wing Length (Inches) | Hole Spacing | # of Holes Per Wing |
|---------------------|-----------------|--------------------------|-----------------------------|----------------------------|------------------|---------------------|
| | Plain Blade (P) | Top Hard Faced Blade (T) | Bottom Hard Faced Blade (B) | | | |
| | Norwest Part # | | | | | |
| 5 | VB100P500 | VB100T500 | -- | 40 | (2) 10" - (2) 5" | 5 |
| 5-1/2 | VB100P550 | VB100T550 | -- | 43-1/4 | (2) 10" - (3) 5" | 6 |
| 6 | VB100P600 | VB100T600 | -- | 48 | (3) 10" - (2) 5" | 6 |
| 8 | VB100P800 | -- | -- | 62-11/16 | (4) 10" - (2) 5" | 7 |

NOT ALL BLADES ARE STOCKED! PLEASE CALL FOR AVAILABILITY.

***OTHER SIZES AVAILABLE UPON REQUEST. PLEASE CALL FOR DETAILS**



NORWEST

MANUFACTURING

71 SOUTH 215 WEST-RUPERT, ID- PHONE: (208) 436-1770 - FAX: (208) 436-1776

REPLACEMENT BLADES FOR HAYBUSTER

Norwest offers replacement blade for Haybuster implements in two styles.

Blades are available with the following surface options:

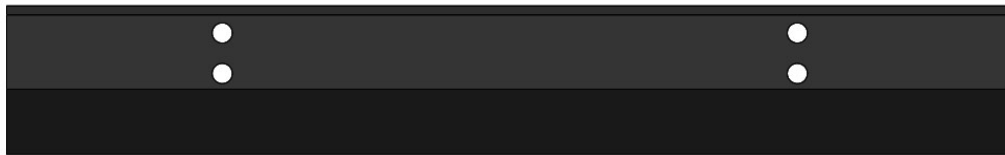
Plain = (P) & Hardfaced = (H)



| NORWEST PART NUMBER | ITEM DESCRIPTION |
|---------------------|------------------|
| Z-HAYBUSTER | PLAIN |
| Z-HAYBUSTERH | HARDACED |

REPLACEMENT BLADES FOR CALKINS

Norwest offers replacement blades for Calkins Stubble Choppers.



| NORWEST PART NUMBER | ITEM DESCRIPTION |
|---------------------|----------------------|
| Z-CALKINS-2 | .375" x 4.125" x 28" |

**OTHER VARIATIONS AND BLADE SIZES AVAILABLE. PLEASE CALL FOR DETAILS*